

**NETSTAR**

# Netstar STARtag.

Cube use guide



# Discreet, Long-Lasting Protection **for Vehicles & Valuables**

Compact, covert, and built for stealth, the Cube is your unseen line of defense. Whether shielding a vehicle or safeguarding valuables in transit, its miniature form tucks effortlessly into tight, out-of-sight spaces, delivering protection without presence.

Powered by a vast crowdsourced tracking network compatible with both Apple and Android ecosystems, the MB36 keeps constant watch, ensuring your assets are always within digital reach. Installation is swift, thanks to integrated 3M double-sided adhesive, enabling quick deployment on almost any surface.

Engineered for endurance, its ultra-low power design ensures up to 36 months of continuous operation, no recharges, no compromises.

## Ideal for:

- ✓ Vehicle concealment (cars, bikes, scooters)
- ✓ Luggage and personal asset tracking
- ✓ Long-term covert surveillance
- ✓ Theft deterrence and recovery





Connectivity	Bluetooth low energy (BLE)
Battery	1100mAh Li-MnO2 Battery
Battery Life	3 years
Power	Toggle internal on switch
Dimensions	48 x 38.0 x 13 mm
Weight	25g
Colour	Black
Operating temperature	−20°C to +70°C
Range	40 meters
IP Rating	IP54
Certification	CE, FCC, RoHS

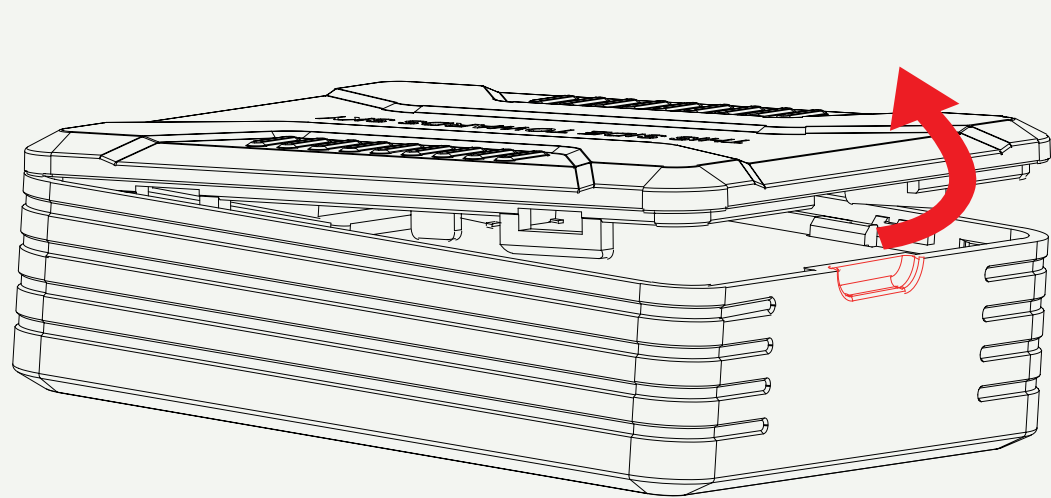


**NB\*: Self install - For secure attachment to assets, simply remove the adhesive backing and affix the device to the chosen item on a flat surface**

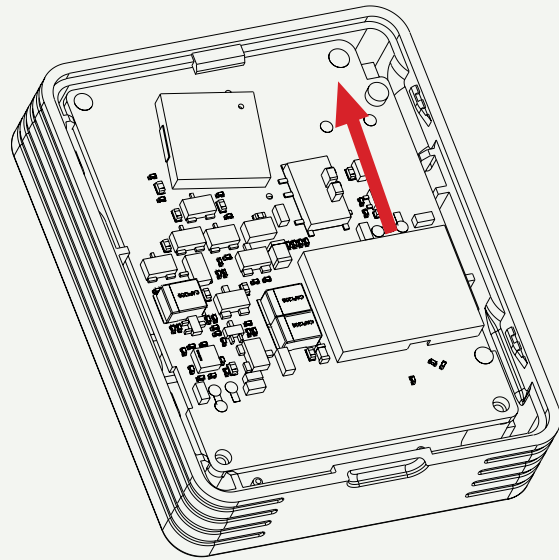


# Use instructions of STARtag cube

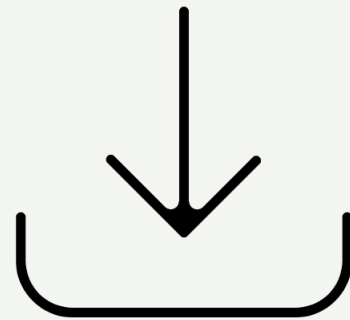
Remove the top cover of the unit at the Dismantling location.



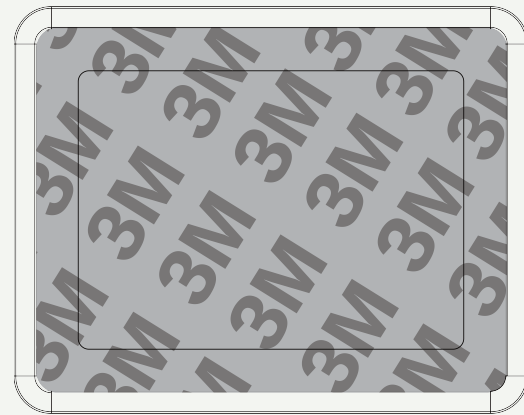
Toggle the unit on in the direction indicated, then the unit will beep and power on.



Download the device management app or open the web portal, enter the username and password to view the device.



For fixed installation, you can tear off the release paper of the 3M foam adhesive in the accessory and then stick it on the fixed object.



*Note: Be sure to turn on the toggle switch before installing the device.*

## Important reminders

Battery life time **varies** depending on individual

Because the device adopts **crowdsourcing network**, there may be a delay in positioning, such as the management platform and APP no data, you can wait for half an hour to **refresh the location information**.

**Please do not disassemble the device**, improper handling by non-professionals may cause damage to the device.



**Warning keep batteries away form children:** Swallowing may lead to serious injury or death in 2 hours, due to chemical burns and potential perforation of the oesophagus. If you suspect your child has swallowed or inserted a button battery, immediately call the 24-hour Posion Informatiion Centre for emergency specialists advice.





# FCC Compliance Statement

This device complies with part 15 of the FCC Rules. Operation is subject to the following two conditions: (1) This device may not cause harmful interference, and (2) this device must accept any interference received, including interference that may cause undesired operation.

Any changes or modifications not expressly approved by the party responsible for compliance could void the user's authority to operate the equipment.

NOTE: This equipment has been tested and found to comply with the limits for a Class B digital device, pursuant to Part 15 of the FCC Rules. These limits are designed to provide reasonable protection against harmful interference in a residential installation. This equipment generates, uses and can radiate radio frequency energy and, if not installed and used in accordance with the instructions, may cause harmful interference to radio communications. However, there is no guarantee that interference will not occur in a particular installation.

If this equipment does cause harmful interference to radio or television reception, which can be determined by turning the equipment off and on, the user is encouraged to try to correct the interference by one or more of the following measures:

- ✓ Reorient or relocate the receiving antenna.
- ✓ Increase the separation between the equipment and receiver.
- ✓ Connect the equipment into an outlet on a circuit different from that to which the receiver is connected.
- ✓ Consult the dealer or an experienced radio/TV technician for help.

*The device has been evaluated to meet general RF exposure requirement. The device can be used in portable exposure condition without restriction.*



**NETSTAR**

# Find out more

Simply visit [netstar.co.za](https://netstar.co.za) to order  
your new vehicle tracking system.

Call us on [0860 12 24 36](tel:0860122436) where one of our  
sales consultants will gladly assist you.

Find out more [my.netstar.co.za](https://my.netstar.co.za) |  
[onlineleads@netstar.co.za](mailto:onlineleads@netstar.co.za) | [www.netstar.co.za](https://www.netstar.co.za)